

STR series

Overview

 RFID /NFC
Programming



STR551
Process
indicator

STR561
Strain-gauge
indicator



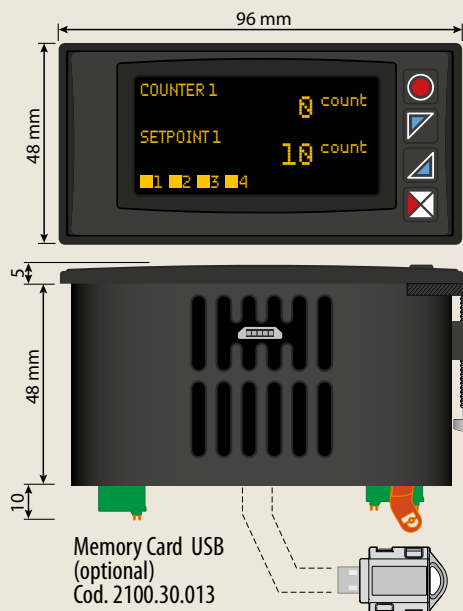
STR581
Frequency counter /
Tachometer



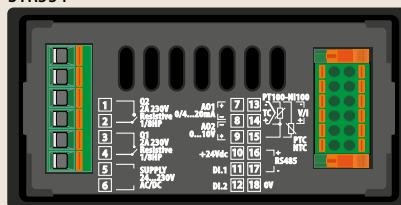
STR571
Modbus
remote
display

Indicators / Panel meters

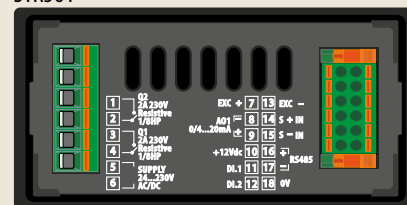
Multilingual interface with full-text menus for intuitive and fast programming
Visualization of process trend or Bar graph
Alarm thresholds and process analogue retransmission



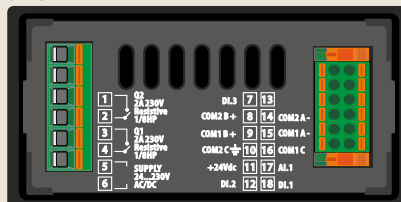
STR551



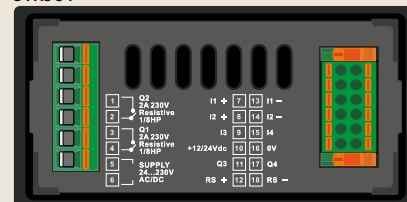
STR561



STR571



STR581



Frontal panel cut-out
Dima di foratura
45 x 91 mm

Memory Card USB
(optional)
Cod. 2100.30.013

Main features



**STR551
PROCESS INDICATOR**



**STR561
STRAIN-GAUGE
INDICATOR**



**STR571
MODBUS REMOTE
DISPLAY**



**STR581
FREQUENCY
COUNTER /
TACHOMETER**

DIMENSIONS (MM)	96 x 48 x 48	96 x 48 x 48	96 x 48 x 48	96 x 48 x 48
POWER SUPPLY	24..230 V AC / DC 6 W - Isol. 2500 V	24..230 V AC / DC 6 W - Isol. 2500 V	24..230 V AC / DC 6 W - Isol. 2500 V	24..230 V AC / DC 6 W - Isol. 2500 V
PROGRAMMABLE ANALOGUE INPUT	1	0	0	0
STRAIN GAUGE ANALOGUE INPUT (MV/V)	0	1	0	0
DIGITAL INPUTS	2	2	3	4
RELAY OUTPUTS	2	2	2	2
DIGITAL OUTPUTS	○	○	○	2
ANALOGUE OUTPUTS (MA/V)	●	● (0/4..20 mA)	○	○
RS485 / MODBUS	1	1	2	1
DISPLAY OLED	●	●	●	●

Software features

COUNTER / COUNTING FREQUENCY	○	○	○	●
SUM	●	●	○	○
TOTALIZER	●	●	●	●
AUTO CALIBRATE / TARE FUNCTION	○	●	○	○
LATCH-ON FUNCTION	●	○	●	○
ALARMS	2	2	2	4
TREND / BAR GRAPH	●	●	○	○
DATA LOGGER	●	●	○	○
ANALOGUE RETRANSMISSION	●	●	○	○
LIMIT CONTROLLER (MANUAL RESET)	●	●	○	○
MODBUS MASTER (8 VARIABLES)	○	○	●	○
MODBUS MULTI-MASTER	○	○	●	○
EASY-UP CODES	○	●	○	○
MEMORY CARD	●	●	●	●
LABSOFTVIEW (PROGRAMMING SOFTWARE)	●	○	○	○
"MYPISYS" NFC APP	●	●	●	●

